

# POGIL

## Exploring and Expanding a Harry Potter Story

|           |  |
|-----------|--|
| Manager   |  |
| Recorder  |  |
| Presenter |  |
| Reflector |  |

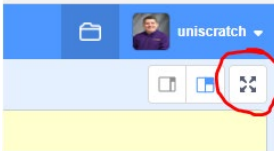
### Getting Started:

1. Manager, assign one person to use their computer to use for this activity. All students should be able to see this one computer.
2. Bring up a browser and navigate to
  - <https://scratch.mit.edu/projects/22484988/editor/>
3. Press the Remix button to make your own copy of the program.

### Activity One – Exploring the Original Story (20 minutes)


Start Time: \_\_\_\_\_

1. Press the "Full Screen Control" icon in the upper right hand corner of the stage in Scratch




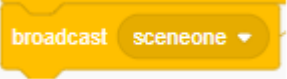
2. Press the Green Flag icon and watch this story based loosely on characters in the Harry Potter series. What is the basic story?



3. Press the "Screen Control" icon again (note that it has changed appearance ) to return to regular mode.
4. Click on the "Harry" icon in the sprite list so you can look at its code. How many event blocks do you see (don't forget to scroll)? What are they? [Reminder, Event blocks are ones that START a block of code.] What do they say?



10. Return to the Stage code (click on the Stage icon). Under the "Green Flag" event block change broadcast

title sequence  to say broadcast sceneone . Press the green flag icon. What change did this have on the story?

11. Now change it to say broadcast scenetwo . Press the green flag icon again. What change did this have on the story?

12. Why might this feature be helpful?

13. Return the broadcast to say "title sequence" so the whole story runs

Activity Two – Adding another character (15 minutes)

Start Time: \_\_\_\_\_

I told you in Activity One that Neville is the best character. He needs to be in this story. Have him appear in scene two (the dance scene). At the very minimum he should show up and dance a little bit while Harry and Luna are talking. But I encourage you to find a way for him to be part of Harry and Luna's conversation.

Activity Three – Adding another scene (15 minutes)

Start Time: \_\_\_\_\_

Add a third, brand new scene to the story. This should happen after the dance is over but before the final credits play. I have three suggestions but you may choose whatever you like if it meets the spirit of this activity.

- Harry runs in to Ron and they talk about the dance/Harry's date
- Harry runs in to random wizard boy who teases Harry about dating Luna. Harry doesn't take it.
- Harry runs in to Vold... I mean, you know who. They have a battle.

Feel free to use a new backdrop, sounds, or other sprites.

Don't forget that you can use the dropdown menu on the stage to skip to points later in the story. You can have it jump immediately to scene three so you don't have to watch everything first. Just don't forget to change it back to title sequence when you are done.